


VisionPRO® IAQ

Total Home Comfort System

Honeywell



With Equipment Interface Module and Outdoor Temperature Sensor

For Whole-House Indoor Air Quality Control

VisionPRO[®] IAQ With Equipm


Total Home Comfort System

Control comfort and Indoor Air Quality (IAQ) with Honeywell's VisionPRO IAQ Total Home Comfort System. VisionPRO IAQ eliminates the need for multiple controls in the living space by managing temperature, humidification, dehumidification, and air filtration – all from a single, effortless, touchscreen control.

Everything you love about Vision-PRO — Touchscreen, menu-driven programming, precise comfort control (+/- 1° F), and a 5-Year Warranty.

Eliminate "Wall Clutter" — Represent the quality of your work with a single control on the wall.

Reduce Truck Stock — Installer setup options let you configure VisionPRO to be programmable OR non-programmable. Carry only one thermostat on the truck.



Smart Change/Check Reminders — Let customers know when to service or replace batteries, filters, UV bulbs (based on actual usage) and humidifier pads.

Dual-Fuel Compatibility and Control — Balance point can be set with a 2°F droop.

Make More Money — Use VisionPRO IAQ as a way to sell more Indoor Air Quality. Customers can add system enhancements upfront, or choose to upgrade later. Either way, the control is wired, and ready to go.



Whole-House Humidifier



Whole-House Dehumidifier



Whole-House Ventilation



Whole-House Telephone Access



Whole-House Ultraviolet Treatment



Whole-House Air Cleaner

ent Interface Module

Here's How it Works

Connect the VisionPRO IAQ thermostat to the Equipment Interface Module (EIM) with a simple, 3-wire bundle. Then wire heating and cooling equipment and system enhancements to the EIM positioned by the equipment. Smart installer setup options allow you to customize VisionPRO IAQ to meet the needs of every installation.

3-Wire

Communication:

Only 3 wires from the Thermostat to the EIM makes even retrofit installations quick and easy.

Controls

Humidification —

Terminals allow you to wire and control bypass, flow-through or steam humidifiers.

Controls

Dehumidification —

Terminals allow you to wire and control a whole-house dehumidifier, or can be used to configure air conditioning to dehumidify at low fan speeds.

Controls

Ventilation —

Terminals allow for wiring and control of HRVs, ERVs or Fresh-Air Dampers to provide ventilation or meet ventilation codes.

Solid-State

Relays —

Reliably switch the equipment on and off.

Separate Indoor/Outdoor



Sensor Terminals — Allow for simultaneous remote indoor and outdoor temperature sensing.

Outdoor Temperature Sensor —

Displays outdoor temperature at thermostat. Allows you to control dual fuel systems. When used with a Whole-House Humidifier, it can help prevent condensation build-up on windows.

LED Indicators — Inform installer of messages being received and potential problems with operation.

Universal Application — Works with almost every brand heating/cooling equipment up to 3 Heat/2 Cool conventional and 4 Heat/2 Cool heat pump with two stages of auxiliary heat.



See reverse side for part numbers and accessories.

Part Numbers and Accessories

VisionPRO IAQ Total Home Comfort System:

Part Numbers	Description
TH9421C1004	Thermostat Only
THM5421C1008	Equipment Interface Module Only
YTH9421C1002	Thermostat and Equipment Interface Module
YTH9421C1010	Thermostat, Equipment Interface Module and Outdoor Temperature Sensor

VisionPRO IAQ Accessories:

Part Numbers	Description
C7089U1006	Outdoor Temperature Sensor
C7189U1005	Indoor Temperature Sensor

Networked Zoning Systems and Accessories:

Part Numbers	Description
Y8835A1044	Networked Zoning Kit: Zone Panel and 2 Thermostats
Y8835A1028	Networked Zoning Kit: Zone Panel and 3 Thermostats
W8835A1004	EnviraZone (3H/2C) Networked Zone Panel
W8703A1003	EnviraCom Damper Interface Module (Expands W8835A1004 up to 9 Zones)
C7835A1009	EnviraCom Discharge Air Temperature Sensor
W8735A1005	EnviraCom Serial Adapter
50022037-001	Outdoor Sensor Interface Module (required for outdoor temperature with Networked Zoning)

System Enhancements:

Part Numbers	Description
W8735D1017	4-Channel Telephone Access Module
W8735D1009	2-Channel Telephone Access Module
HE225A/B	Bypass Flow-Through Whole-House Humidifier
HE365A/B	Fan Powered Flow-Through Whole House Humidifier
HE420A	Steam Powered Whole-House Humidifier
DH90	Whole-House Dehumidifier with Integrated Ventilation Control
ER150/200	Energy Recovery Ventilator
HR150/200	Heat Recovery Ventilator
EARD6	Fresh Air Damper
UV100E	UV Air Treatment System with Smart Lamp Technology
F300	Whole-House Electronic Air Cleaner

Learn More

Call toll-free 1-800-328-5111

or visit <http://yourhome.honeywell.com>

Email info@honeywell.com

Automation and Control Solutions

Honeywell

1985 Douglas Drive North

Golden Valley, MN 55422-3992

www.honeywell.com



50-9584_IND
February 2009
©2009 Honeywell International Inc.

Honeywell